

ACCOUNTING AND FINANCIAL MANAGEMENT (197A-04)



Design/ Permit/ Open Season Phases	Road and Bridge - Phase 1 through Operations	Preconstruction and Construction	Operations	Total Number of Workers	Number of nonresident Workers	Percent nonresident Workers	
							Phase 3
							Phase 2
Phase 1							

Estimated Demand
(2008-2018)

Alaska Employment Projections (2008-2018)		
Estimated Employment (2008)	Projected Employment (2018)	Growth Rate (Percent)

Occupation
Characteristics

AERONAUTICAL/ASTRONAUTICAL ENGINEERING (014A-15)



Design/
Permit/ Open
Season
Phases

Phase 1

Preconstruction and Construction
Operations
Road and Bridge - Phase 1

Total Number of Workers
Number of nonresident
Workers
Percent nonresident Workers

Estimated Demand
(2008-2018)

Alaska Employment
Projections
(2008-2018)


Estimated Employment
(2008)

Projected Employment (2018)

Growth Rate (Percent)

Occupation
Characteristics

AEROSPACE TECHNOLOGY (028A-16)



Design/
Permit/ Open
Season
Phases

Phase 1

Total Number of Workers
Number of nonresident Workers
Percent nonresident Workers

Estimated Demand
(2008-2018)

Alaska Employment
Projections
(2008-2018)

Estimated Employment (2008)
Projected Employment (2018)

Occupation
Characteristics

Occupation
Characteristics

AGRICULTURAL MECHANICS AND MACHINERY OPERATORS (052B-16)

Alaska Employment

Occupation
Characteristics

AGRICULTURAL SERVICES AND SUPPLIES (117B-01)



Design/ Permit/ Open Season Phases	Road and Bridge - Phase 1 through Operations			Preconstruction and Construction Operations	Total Number of Workers	Number of nonresident Workers	Percent nonresident Workers
	Phase 3						
	Phase 2						
	Phase 1						

Estimated Demand
(2008-2018)

Alaska Employment Projections (2008-2018)		
Estimated Employment (2008)	Projected Employment (2018)	Growth Rate (Percent)

Occupation
Characteristics


AIR CONDITIONING/HEATING INSTALLATION/REPAIR (042A-02)

	Design/ Permit/ Open Season Phases	Road and Bridge - Phase 1 through Operations	Preconstruction and Construction	Operations	Statewide Labor Force Indicators																
					Alaska Worker Data (2009)			Estimated Demand (2008-2018)			ALEXsys Employment Data (2009)			Potential Supply (2008)			Alaska Employment Projections (2008-2018)			Worker Demographics (2009)	Occupation Characteristics
					Total Number of Workers	Number of nonresident Workers	Percent nonresident Workers	Annual Openings due to Replacement	Annual Openings due to Growth	Total Annual Openings	Number of Job Postion Postings	Number of Registrants	Ratio of Registrants to Job Position Postings	Qualified, but working in another occupation	Workers currently employed in less skilled occupations	UI Claimants previously working in occupation	Estimated Employment (2008)	Projected Employment (2018)	Growth Rate (Percent)	Percent T J ET q 0.1199951 0 0 0.1199951 0451 0451 0 b1 0451 0 b1 0451 0 b1 0451 0 b1 0451 0 b1 0451 0 b1 040-7(-) 6(TJ ET q 0.1199951 0 0 0.1199951	

ANIMAL BREEDING & TRAINING (118B-01)

Alaska Employment
Projections
(2008-2018)

Occupation
Characteristics



Occupation
Characteristics


ARCHITECTURE (009A-02)

Statewide Labor Force Indicators															
	Design/ Permit/ Open Season Phases			Preconstruction and Construction Operations	Alaska Worker Data (2009)			Estimated Demand (2008-2018)	ALEXsys Employment Data (2009)	Potential Supply (2008)	Alaska Employment Projections (2008-2018)			Worker Demographics (2009)	Occupation Characteristics
	Phase 1	Phase 2	Phase 3		Total Number of Workers	Number of nonresident Workers	Percent nonresident Workers				Estimated Employment (2008)	Projected Employment (2018)	Growth Rate (Percent)		
				Road and Bridge - Phase 1 through Operations				Annual Openings due to Growth							


ATHLETIC TRAINING (159A-09)

Alaska Employment
Projections
(2008-2018)

Occupation
Characteristics



BAKING (231B-06)



Design/
Permit/ Open
Season
Phases

Phase 1


Road and Bridge - Phase 1
Preconstruction and Construction
Operations
Total Number of Workers
Number of nonresident Workers
Percent nonresident Workers

Estimated Demand
(2008-2018)

Alaska Employment Projections (2008-2018)		
Estimated Employment (2008)	Projected Employment (2018)	Growth Rate (Percent)

Occupation
Characteristics

BARBERING/COSMETOLOGY (217A-14)



Design/
Permit/ Open
Season
Phases

Phase 1

Total Number of Workers
Number of nonresident Workers
Percent nonresident Workers

Estimated Demand
(2008-2018)

Alaska Employment
Projections
(2008-2018)

Occupation
Characteristics

BARTENDING (228B-09)



Design/
Permit/ Open
Season
Phases

Phase 1


Road and Bridge - Phase 1		
Preconstruction and Construction		
Operations		
Total Number of Workers	Number of nonresident Workers	Percent nonresident Workers

Estimated Demand
(2008-2018)

Alaska Employment Projections (2008-2018)		
Estimated Employment (2008)	Projected Employment (2018)	Growth Rate (Percent)

Occupation
Characteristics

BIOENGINEERING & BIOMEDICAL ENGINEERING (026A-15)



Design/
Permit/ Open
Season
Phases

Phase 1

Preconstruction and Construction

Operations	Total Number of Workers	Number of nonresident Workers	Percent nonresident Workers
------------	-------------------------	-------------------------------	-----------------------------

Estimated Demand
(2008-2018)


Alaska Employment Projections (2008-2018)		
Estimated Employment (2008)	Projected Employment (2018)	Growth Rate (Percent)

Occupation
Characteristics





BUILDING MAINTENANCE (048B-02)



Design/
Permit/ Open
Season
Phases

Phase 1


Estimated Demand
(2008-2018)

Total Number of Workers
Number of nonresident Workers
Percent nonresident Workers

Alaska Employment
Projections
(2008-2018)

Occupation
Characteristics

BUSINESS MANAGEMENT AND ADMINISTRATION (192B-04)



Design/
Permit/ Open
Season
Phases

Phase 1

Preconstruction and Construction
Operations
Road and Bridge - Phase 1

Total Number of Workers
Number of nonresident
Workers
Percent nonresident Workers

Estimated Demand
(2008-2018)

Alaska Employment
Projections
(2008-2018)

Estimated Employment
(2008)
Projected Employment (2018)
Growth Rate (Percent)

Occupation
Characteristics

CARPENTRY (063A-02)

Statewide Labor Force Indicators

Design/ Permit/ Open Season Phases	Road and Bridge - Phase 1 through Operations Phase 3 Phase 2 Phase 1	Preconstruction and Construction Operations	Alaska Worker Data (2009)			Estimated Demand (2008-2018)			ALEXsys Employment Data (2009)			Potential Supply (2008)		Alaska Employment Projections (2008-2018)			Worker Demographics (2009)	Occupation Characteristics																
			Total Number of Workers	Number of nonresident Workers	Percent nonresident Workers	Annual Openings due to Growth	Annual Openings due to Replacement	Total Annual Openings	Number of Job Postion Postings	Number of Registrants	Ratio of Registrants to Job Position Postings	Qualified, but working in another occupation	Workers currently employed 199951 0 0 cm 60 0 cnplss skilled199 occupatoggs	Estimated Employment (2008)	Projected Employment (2018)	Growth Rate (Percent)																		

CHEF (232B-09)

Alaska Employment
Projections
(2008-2018)

Occupation
Characteristics

CHEMICAL TECHNOLOGY (101A-15)

Unit Summary								Gasline Phases [#]			Statewide Labor Force Indicators																															
❖ Small ❖ 15.5% ❖ 38.6% ❖ 25.5%								Design/ Permit/ Open Season Phases	Road and Bridge - Phase 1 through Operations		Preconstruction and Construction	Operations	Alaska Worker Data (2009) ²			Estimated Demand (2008-2018) ³			ALEXsys Employment Data (2009)			Potential Supply (2008)			Alaska Employment Projections (2008-2018) ³			Worker Demographics (2009) ⁹		Occupation Characteristics												
													Total Number of Workers	Number of nonresident Workers	Percent nonresident Worker	Annual Openings due to Growth	Annual Openings due to Replacement	Total Annual Openings	Number of Job Position Postings ⁴	Number of Registrants ⁵	Ratio of Registrants to Job Position Postings	Qualified, but working in another occupation ⁶	Workers currently employed in less skilled occupations ⁷	UI Claimants previously working in occupation ⁸	Estimated Employment (2008)	Projected Employment (201)	Growth Rate (Percent)	Percent Workers Age 45+	Percent Workers Age 50+	Average Hourly Wage (May 2009) ¹⁰	Training ¹¹											
																																Phase 1	Phase 2	Phase 3								
<table border="1" style="width: 100%; border-collapse: collapse;"> <tr> <td>STOJT</td><td>MTOJT</td><td>LTOJT</td><td>WkExp</td><td>VOC</td><td>AA</td><td>BA</td><td>BA+</td> </tr> <tr> <td style="text-align: center;">0</td><td style="text-align: center;">1</td><td style="text-align: center;">1</td><td style="text-align: center;">0</td><td style="text-align: center;">0</td><td style="text-align: center;">1</td><td style="text-align: center;">0</td><td style="text-align: center;">0</td> </tr> </table>								STOJT	MTOJT	LTOJT	WkExp	VOC	AA	BA	BA+	0	1	1	0	0	1	0	0																			
STOJT	MTOJT	LTOJT	WkExp	VOC	AA	BA	BA+																																			
0	1	1	0	0	1	0	0																																			
Chemical Equipment Operators and Tenders																																										
Chemical Plant and System Operators																																										
Chemical Technicians																																										


Source: AKDOLWD, Research and Analysis Section, February 2011.

Shading indicates a gasline occupation.

An asterisk (*) means data are suppressed due to confidentiality.

The "n/a" means data are not available.

CHILD CARE (221B-10)



Design/
Permit/ Open
Season
Phases

Phase 1

Road and Bridge - Phase 1		
Preconstruction and Construction		
Operations		
Total Number of Workers	Number of nonresident Workers	Percent nonresident Workers

Estimated Demand
(2008-2018)

Alaska Employment Projections (2008-2018)		
Estimated Employment (2008)	Projected Employment (2018)	Growth Rate (Percent)

Occupation
Characteristics


COMMUNICATION ELECTRONICS (036A-16)

Alaska Employment
Projections
(2008-2018)

Occupation
Characteristics

Total 018)

COMMUNITY HEALTH WORK (155B-05)



Design/
Permit/ Open
Season
Phases

Phase 1

Total Number of Workers
Number of nonresident Workers
Percent nonresident Workers

Estimated Demand
(2008-2018)

Alaska Employment
Projections
(2008-2018)

Occupation
Characteristics



COMPUTER/BUSINESS MACHINE PRODUCTION/REPAIR (044A-13)

Unit Summary								Gasline Phases #			Statewide Labor Force Indicators																			
❖ Medium ❖ 16.2% ❖ 47.3% ❖ 29.4%								Design/ Permit/ Open Season Phases	Road and Bridge - Phase 1 through Operations		Preconstruction and Construction Operations	Alaska Worker Data (2009) ²			Estimated Demand (2008-2018) ³			ALEXsys Employment Data (2009)			Potential Supply (2008)			Alaska Employment Projections (2008-2018) ³			Worker Demographics (2009) ⁹		Occupation Characteristics	
								Phase 1				Phase 2	Phase 3	Total Number of Workers	Number of nonresident Workers	Percent nonresident Worker	Annual Openings due to Growth	Annual Openings due to Replacement	Total Annual Openings	Number of Job Position Postings ⁴	Number of Registrants ⁵	Ratio of Registrants to Job Position Postings	Qualified, but working in another occupation ⁶	Workers currently employed in less skilled occupations ⁷	UI Claimants previously working in occupation ⁸	Estimated Employment (2008)	Projected Employment (201	Growth Rate (Percent)	Percent Workers Age 45+	Percent Workers Age 50+
Coil Winders, Tapers, and Finishers												n/a	n/a	n/a	n/a	n/a	n/a	n/a	n/a	n/a	n/a	n/a	n/a	n/a	n/a	n/a	STOJT			
												172																		

STOJT	MTOJT	LTOJT	WkExp	VOC	AA	BA	BA+
1	0	0	0	2	1	0	0

CONSTRUCTION EQUIPMENT OPERATION (068B-02)

CONSTRUCTION MANAGEMENT (195B-04)

Alaska Employment
Projections

Occupation
Characteristics

COUNSELING (166A-10)



Design/
Permit/ Open
Season
Phases

Phase 1

Road and Bridge - Phase 1		
Preconstruction and Construction		
Operations		
Total Number of Workers		
Number of nonresident Workers		
Percent nonresident Workers		

Estimated Demand
(2008-2018)

Alaska Employment Projections (2008-2018)		
Estimated Employment (2008)	Projected Employment (2018)	Growth Rate (Percent)

Occupation
Characteristics

COURT REPORTING (199A-12)



Design/
Permit/ Open
Season
Phases

Phase 1

Estimated Demand
(2008-2018)

Total Number of Workers	Number of nonresident Workers	Percent nonresident Workers
-------------------------	-------------------------------	-----------------------------

Alaska Employment
Projections
(2008-2018)

Occupation
Characteristics


DANCE (002B-03)

Unit Summary									Gasline Phases #			Statewide Labor Force Indicators																											
❖ Small ❖ 39.9% ❖ 11.6% ❖ 6.9%									Design/ Permit/ Open Season Phases			Road and Bridge - Phase 1 through Operations			Preconstruction and Construction			Operations			Alaska Worker Data (2009) ²			Estimated Demand (2008-2018) ³			ALEXsys Employment Data (2009)			Potential Supply (2008)			Alaska Employment Projections (2008-2018) ³			Worker Demographics (2009) ⁹		Occupation Characteristics	
									Total Number of Workers	Number of nonresident Workers	Percent nonresident Worker										Annual Openings due to Growth	Annual Openings due to Replacement	Total Annual Openings	Number of Job Position Postings ⁴	Number of Registrants	Ratio of Registrants to Job Position Postings	Qualified, but working in another occupation	Workers currently employed in less skilled occupations	UI Claimants previously working in occupation	Estimated Employment (2008)	Projected Employment (201	Growth Rate (Percent)	Percent Workers Age 45+	Percent Workers Age 50+	Average Hourly Wage (May 2009) ¹⁰	Training ¹¹			
									Phase 1	Phase 2	Phase 3	STOJT	MTOJT	LTOJT	WkExp	VOC	AA	BA	BA+																				
Choreographers												*	*	n/a	*	*	*	1	14	14.0	22	7	1	*	*	*	n/a	n/a	n/a	WkExp									
Dancers												298	119	39.9													LTOJT												

DENTAL ASSISTING (156B-08)

Alaska Employment
Projections
(2008-2018)

Occupation
Characteristics



DENTAL HYGIENE (135A-08)



Design/
Permit/ Open
Season
Phases

Phase 1

Road and Bridge - Phase 1
0 0 0.113951 0 0 0.951 0 0 0.11999199951 0 4 1

Preconstruction and Construction
Operations

Total Number of Workers	Number of nonresident Workers	Percent nonresident Workers
-------------------------	-------------------------------	-----------------------------

Estimated Demand
(2008-2018)


Alaska Employment Projections (2008-2018)		
Estimated Employment (2008)	Projected Employment (2018)	Growth Rate (Percent)

Occupation
Characteristics

DENTISTRY (126A-08)

Alaska Employment
Projections
(2008-2018)

Occupation
Characteristics



DESKTOP PUBLISHING EQUIPMENT OPERATION (073B-03)



Design/ Permit/ Open Season Phases	Road and Bridge - Phase 1 through Operations	Preconstruction and Construction	Operations	Total Number of Workers	Number of nonresident Workers	Percent nonresident Workers	Estimated Demand (2008-2018)	
								Phase 3
								Phase 2
	Phase 1							

Potential Supply (2008)	Alaska Employment Projections (2008-2018)			Worker Demographics (2009)	Occupation Characteristics
	Estimated Employment (2008)	Projected Employment (2018)	Growth Rate (Percent)		

DIAGNOSTIC MEDICAL SONOGRAPHY (144A-08)



Design/
Permit/ Open
Season
Phases

Phase 1

Preconstruction and Construction	Operations	Total Number of Workers	Number of nonresident Workers	Percent nonresident Workers

Estimated Demand
(2008-2018)

Alaska Employment Projections (2008-2018)		
Estimated Employment (2008)	Projected Employment (2018)	Growth Rate (Percent)

Occupation
Characteristics

DIESEL ENGINE REPAIR (056B-16)

Unit Summary								Gasline Phases [#]			Statewide Labor Force Indicators																			
❖ Large ❖ 18.1% ❖ 46.1% ❖ 30.2%								Design/ Permit/ Open Season Phases	Road and Bridge - Phase 1 through Operations	Preconstruction and Construction	Operations	Alaska Worker Data (2009) ²			Estimated Demand (2008-2018) ³			ALEXsys Employment Data (2009)			Potential Supply (2008)			Alaska Employment Projections (2008-2018) ³			Worker Demographics (2009) ⁹		Occupation Characteristics	
												Total Number of Workers	Number of nonresident Workers	Percent nonresident Worker	Annual Openings due to Growth	Annual Openings due to Replacement	Total Annual Openings	Number of Job Position Postings ⁴	Number of Registrants	Ratio of Registrants to Job Position Postings	Qualified, but working in another occupation	Workers currently employed in less skilled occupations	UI Claimants previously working in occupation	Estimated Employment (2008)	Projected Employment (2011)	Growth Rate (Percent)	Percent Workers Age 45+	Percent Workers Age 50+	Average Hourly Wage (May 2009) ¹⁰	Training ¹¹
STOJT	MTOJT	LTOJT	WkExp	VOC	AA	BA	BA+	Phase 1	Phase 2	Phase 3																				
0	0	0	0	1	0	0	0																							
Bus and Truck Mechanics and Diesel Engine Specialists																														
											✓	✓																		
								807	146	18.1	6	20	26	130	463	3.6	239	10	130	718	783	9.1	46.1	30.2	\$27.10	VOC				

Source: AKDOLWD, Research and Analysis Section, February 2011. Shading indicates a gasline occupation. An asterisk (*) means data are suppressed due to confidentiality. The "n/a" means data are not available.

DIETETICS/NUTRITION (230A-08)

Design/ Permit/ Open Season Phases	Estimated Demand (2008-2018)			Alaska Employment Projections (2008-2018)	Occupation Characteristics
Phase 1	Total Number of Workers	Number of nonresident Workers	Percent nonresident Workers		

DRAMATIC ARTS (THEATER/FILM) (004B-03)

Alaska Employment

Occupation
Characteristics

EARTH SCIENCE (100A-15)

Unit Summary							
❖							Medium
❖							26.8
❖							58.3
❖							43.9
STOJT	MTOJT	LTOJT	WkExp	VOC	AA	BA	
0	0	0	0	0	0	0	
Geoscientists, Except Hydrologists and Geographers							

Gasline Phases #			Statewide Labor Force Indicators																			
Design/ Permit/ Open Season Phases	Road and Bridge - Phase 1 through Operations	Preconstruction and Construction Operations	Alaska Worker Data (2009) ²			Estimated Demand (2008-2018) ³			ALEXsys Employment Data (2009)			Potential Supply (2008)			Alaska Employment Projections (2008-2018) ³			Worker Demographics (2009) ⁹			Occupation Characteristics	
			Total Number of Workers	Number of nonresident Workers	Percent nonresident Worker	Annual Openings due to Growth	Annual Openings due to Replacement	Total Annual Openings	Number of Job Position Postings ⁴	Number of Registrants	Ratio of Registrants to Job Position Postings	Qualified, but working in another occupation	Workers currently employed in less skilled occupations	UI Claimants previously working in occupation	Estimated Employment (2008)	Projected Employment (2018)	Growth Rate (Percent)	Percent Workers Age 45+	Percent Workers Age 50+	Average Hourly Wage (May 2009) ¹⁰	Training ¹¹	
Phase 1	Phase 2	Phase 3	389	106	27.2									331	370						MA	

EDUCATIONAL ADMINISTRATION (175A-05)



Design/
Permit/ Open
Season
Phases

Phase 1

Road and Bridge - Phase 1
through Poyment (2018)

Preconstruction and Construction
Operations

Total Number of Workers

Number of nonresident
Workers

Percent nonresident Workers

Estimated Demand
(2008-2018)

Alaska Employment
Projections
(2008-2018)

Estimated Employment
(2008)

Projected Employment (2018)

Growth Rate (Percent)

Occupation
Characteristics

100


100

100

100

100

ELECTROMECHANICAL EQUIPMENT/INSTRUMENT PROD/REPAIR (041B-13)



Design/
Permit/ Open
Season
Phases

Phase 1

Operations

Total Number of Workers

Number of nonresident
Workers

Percent nonresident Workers

Estimated Demand
(2008-2018)

Alaska Employment
Projections
(2008-2018)

Estimated Employment
(2008)

Projected Employment (2018)

Growth Rate (Percent)

Occupation
Characteristics



ENVIRONMENTAL/ENVIRONMENTAL HEALTH ENGINEERING (027A-01)

Unit Summary									Gasline Phases #			Statewide Labor Force Indicators																			
❖ ❖ ❖ ❖	Medium 16.2% 58.2% 40.5%								Design/ Permit/ Open Season Phases	Road and Bridge - Phase 1 through Operations	Reconstruction and Construction Operations	Alaska Worker Data (2009) ²			Estimated Demand (2008-2018) ³			ALEXsys Employment Data (2009)			Potential Supply (2008)			Alaska Employment Projections (2008-2018) ³			Worker Demographics (2009) ⁹			Occupation Characteristics	
	Total Number of Workers	Number of nonresident Workers	Percent nonresident Workers	Annual Openings due to Growth	Annual Openings due to Replacement	Total Annual Openings	Number of Job Postion Postings ⁴	Number of Registrants ⁵				Ratio of Registrants to Job Position Postings	Qualified, but working in another occupation ⁶	Workers currently employed in less skilled occupations ⁷	UI Claimants previously working in occupation ⁸	Estimated Employment (2008)	Projected Employment (2018)	Growth Rate (Percent)	Percent Workers Age 45+	Percent Workers Age 50+	Average Hourly Wage (May 2009) ¹⁰	Training ¹¹									
	Phase 1	Phase 2	Phase 3																												
	STOJT	MTOJT	LTOJT	WkExp	VOC	AA	BA	BA+																							
0	0	0	0	0	0	2	0																								
Environmental Engineers												269																			



FARMING (115B-01)

Unit Summary										Gasline Phases			Statewide Labor Force Indicators																					
<p style="margin: 0;">Large</p> <p style="margin: 0;">21.0%</p> <p style="margin: 0;">23.7%</p>										Design/ Permit/ Open Season Phases	Road and Bridge - Phase 1 through Operations Phase 3 Phase 2 Phase 1		Reconstruction and Construction Operations			Alaska Worker Data (2009)			Estimated Demand (2008-2018)			ALEXsys Employment Data (2009)			Potential Supply (2008)			Alaska Employment Projections (2008-2018)			Worker Demographics (2009)		Occupation Characteristics	
										Total Number of Workers						Number of nonresident Workers	Percent nonresident Workers	Annual Openings due to Growth	Annual Openings due to Replacement	Total Annual Openings	Number of Job Postion Postings	Number of Registrants	Ratio of Registrants to Job Position Postings	Qualified, but working in another occupation	Workers currently employed in less skilled occupations	UI Claimants previously working in occupation	Estimated Employment (2008)	Projected Employment (2018)	Growth Rate (Percent)	Percent Workers Age 45+	Percent Workers Age 50+	Average Hourly Wage (May 2009)	Training	
										STOJT						MTOJT	LTOJT	WkExp	VOC	AA	BA	BA+												



FLIGHT ATTENDING (225B-16)



Design/
Permit/ Open
Season
Phases

Phase 1

Estimated Demand
(2008-2018)

Total Number of Workers	Number of nonresident Workers	Percent nonresident Workers
-------------------------	-------------------------------	-----------------------------

Alaska Employment
Projections
(2008-2018)

Occupation
Characteristics

FORESTRY AND CONSERVATION (122B-01)

Alaska Employment
Projections
(2008-2018)

Occupation
Characteristics

(122B-2018)2018) Projection-203(i)-15(P)-f03(i)-15W624.(P)-203(k)6-203(1 0 0 cm 624.996 8145 450.996 0.996 re 1 Q6(i)-7(-)0 [(i)-51 0 0 cm 624.996 6420 450.996

FUNERAL SERVICES (218B-14)

Alaska Employment
Projections
(2008-2018)

Occupation
Characteristics

(218B-14) 2008-2018 (200)1-10 (200)1-10 (200)1-10 (200)1-10 (200)1-10 (2-10m450.b) TJ -06(1)30(0)1-10(30(0)1-10)30(0)1-WQ q t-10(1)30k TJ -06(1)30996 re f Q q 0:1199951 0 0 0:1199951 0

HOME HEALTH ASSISTING (154B-08)



Design/
Permit/ Open
Season
Phases

Phase 1

Estimated Demand
(2008-2018)

Total Number of Workers	Number of nonresident Workers	Percent nonresident Workers
-------------------------	-------------------------------	-----------------------------

Alaska Employment
Projections
(2008-2018)

Occupation
Characteristics

HOSPITALITY SERVICES (223B-09)

Alaska Employment

Projections

D71611()-1((a)020(s)020(s)70b5(o)-20(n)-20(s)-11()Tm)4(p

Occupation

Characteristics

-11()Tm)4(p

INDUSTRIAL/MANUFACTURING TECHNOLOGY (031A-01)



Design/
Permit/ Open
Season
Phases

Phase 1

Preconstruction and Construction
Operations
Road and Bridge - Phase 1

Total Number of Workers
Number of nonresident
Workers
Percent nonresident Workers

Estimated Demand
(2008-2018)

Alaska Employment
Projections
(2008-2018)

Estimated Employment
(2008)

Projected Employment (2018)

Growth Rate (Percent)

Occupation
Characteristics

INSTRUCTIONAL DESIGN (179B-05)

Unit Summary									Gasline Phases [#]			Statewide Labor Force Indicators																																				
❖ Medium ❖ 4.0% ❖ 63.0% ❖ 48.2% <table border="1" style="width: 100%; border-collapse: collapse; margin-top: 10px;"> <tr> <td>STOJT</td><td>MTOJT</td><td>LTOJT</td><td>WkExp</td><td>VOC</td><td>AA</td><td>BA</td><td>BA+</td></tr> <tr> <td>0</td><td>0</td><td>0</td><td>0</td><td>0</td><td>0</td><td>0</td><td>1</td></tr> </table>									STOJT	MTOJT	LTOJT	WkExp	VOC	AA	BA	BA+	0	0	0	0	0	0	0	1	Design/ Permit/ Open Season Phases	Road and Bridge - Phase 1 through Operations		Preconstruction and Construction Operations		Alaska Worker Data (2009) ²			Estimated Demand (2008-2018) ³			ALEXsys Employment Data (2009)			Potential Supply (2008)			Alaska Employment Projections (2008-2018) ³			Worker Demographics (2009) ⁹		Occupation Characteristics	
									STOJT	MTOJT	LTOJT	WkExp	VOC	AA	BA	BA+																																
0	0	0	0	0	0	0	1																																									
Phase 1	Phase 2	Phase 3	Total Number of Workers	Number of nonresident Workers	Percent nonresident Worker	Annual Openings due to Growth	Annual Openings due to Replacement	Total Annual Openings	Number of Job Postion Postings ⁴	Number of Registrants ⁵	Ratio of Registrants to Job Position Postings	Qualified, but working in another occupation ⁶	Workers currently employed in less skilled occupations ⁷	UI Claimants previously working in occupation ⁸	Estimated Employment (2008)	Projected Employment (201 -2018)	Growth Rate (Percent)	Percent Workers Age 45+	Percent Workers Age 50+	Average Hourly Wage (May 2009) ¹⁰	Training ¹¹																											
Instructional Coordinators												396	16	4.0	5	6	11	66	91	1.4	106	2	21	375	424	13.1	63.0	48.2	\$31.51	MA																		

Source: AKDOLWD, Research and Analysis Section, February 2011.

Shading indicates a gasline occupation.

An asterisk (*) means data are suppressed due to confidentiality.

The "n/a" means data are not available.

Phase 1

JEWELRY &


Design/
Permit/ Open
Season
Phases

Phase 1

LANDSCAPE ARCHITECTURE (010A-01)

Alaska Employment
Projections
(2008-2018)


Occupation
Characteristics



LEATHER WORK, SHOEMAKING AND REPAIR (081B-13)

Unit Summary	Gasline Phases			Statewide Labor Force Indicators																										
	Design/ Permit/ Open Season Phases			Alaska Worker Data (2009)			Estimated Demand (2008-2018)			ALEXsys Employment Data (2009)			Potential Supply (2008)			Alaska Employment Projections (2008-2018)			Worker Demographics (2009)		Occupation Characteristics									
	Phase 1	Phase 2	Phase 3	Total Number of Workers	Number of nonresident Workers	Percent nonresident Workers	Annual Openings due to Growth	Annual Openings due to Replacement	Total Annual Openings	Number of Job Postion Postings	Number of Registrants	Ratio of Registrants to Job Position Postings	Qualified, but working in another occupation	Workers currently employed in less skilled occupations	UI Claimants previously working in occupation	Estimated Employment (2008)	Projected Employment (2018)	Growth Rate (Percent)	Percent Workers Age 45+	Percent Workers Age 50+	Average Hourly Wage (May 2009)	Training								
Road and Bridge - Phase 1 through Operations																							Preconstruction and Construction			Operations			n/a	

LEGAL ASSISTING (174A-12)



Design/
Permit/ Open
Season
Phases

Phase 1

Road and Bridge - Phase 1		
Preconstruction and Construction		
Operations		
Total Number of Workers		
Number of nonresident Workers		
Percent nonresident Workers		

Estimated Demand
(2008-2018)

Alaska Employment Projections (2008-2018)		
Estimated Employment (2008)	Projected Employment (2018)	Growth Rate (Percent)

Occupation
Characteristics

LEGAL SECRETARIAL (202A-04)

-68 Td.6 3- /



Design/
Permit/ Open
Season
Phases

Phase 1

Estimated Demand
(2008-2018)

Total Number of Workers	Number of nonresident Workers	Percent nonresident Workers
-------------------------	-------------------------------	-----------------------------

Alaska Employment
Projections
(2008-2018)

Occupation
Characteristics

LIBRARY ASSISTING (188B-05)



Design/
Permit/ Open
Season
Phases

Phase 1

Estimated Demand
(2008-2018)

Total Number of Workers
Number of nonresident Workers
Percent nonresident Workers


Alaska Employment
Projections
(2008-2018)

Occupation
Characteristics

LIBRARY SCIENCE (185A-05)

Alaska Employment
Projections
(2008-2018)


Occupation
Characteristics




LINE SUPERVISION (083B-13)

Alaska Employment
Projections
(2008-2018)

Occupation
Characteristics



MARINE MAINTENANCE/REPAIR (059B-16)



Design/
Permit/ Open
Season
Phases

Phase 1

Total Number of Workers	Number of nonresident Workers	Percent nonresident Workers
-------------------------	-------------------------------	-----------------------------

Estimated Demand
(2008-2018)

Alaska Employment
Projections
(2008-2018)

Estimated Employment (2008)	Projected Employment (2018)
-----------------------------	-----------------------------

Occupation
Characteristics

MARKETING/ADVERTISING/PUBLIC RELATIONS (211B-04)

Occupation Characteristics

Alaska Employment Projections (2008-2018)	
	Growth Rate (Percent)
	Projected Employment (2018)
	Estimated Employment (2008)

Estimated Demand (2008-2018)

	Percent nonresident Workers
	Number of nonresident Workers
	Total Number of Workers
Operations	
Preconstruction and Construction	

	Road and Bridge - Phase 1 through 96 0.996 7-6(6(R)7(a)-6(5 6645 0.996 249.996 re f Q q 0.1199951d 0.12 -9.6 Td [(t)-7(h)5(f)3(o)5(u.0 0 .996 re416. 0 .87-6(6(R)7(a)-6(5 6645 0.996 249.9
	Phase 1




MESSAGE (164A-08)

Occupation
Characteristics

MATHEMATICS (107A-15)

Alaska Employment
Projections
(2008-2018)

Occupation
Characteristics




MECHANICAL ENGINEERING (020A-15)

Unit Summary									Gasline Phases [#]			Statewide Labor Force Indicators																																																										
❖ Small ❖ 31.1% ❖ 39.1% ❖ 30.0%									Design/ Permit/ Open Season Phases			Road and Bridge - Phase 1 through Operations			Preconstruction and Construction			Operations			Alaska Worker Data (2009) ²			Estimated Demand (2008-2018) ³			ALEXsys Employment Data (2009)			Potential Supply (2008)			Alaska Employment Projections (2008-2018) ³			Worker Demographics (2009) ⁹		Occupation Characteristics																																
									Phase 1												Phase 2			Phase 3			Total Number of Workers			Number of nonresident Workers			Percent nonresident Worker			Annual Openings due to Growth			Annual Openings due to Replacement			Total Annual Openings			Number of Job Position Postings ⁴			Number of Registrants			Ratio of Registrants to Job Position Postings			Qualified, but working in another occupation ⁵			Workers currently employed in less skilled occupations ⁶			UI Claimants previously working in occupation ⁷			Estimated Employment (2008)			Projected Employment (2011)			Growth Rate (Percent)	
									STOJT	MTOJT	LTOJT	WkExp	VOC	AA	BA	BA+																																																						
0	0	0	0	0	0	1	0		✓	✓	✓		✓			293	91	31.1	2	8	10	40	139	3.5	34	2	48	288	305	5.9	39.1	30.0	\$47.49	BA																																				
Mechanical Engineers									✓	✓	✓		✓																																																									

Source: AKDOLWD, Research and Analysis Section, February 2011. Shading indicates a gasline occupation. An asterisk (*) means data are suppressed due to confidentiality. The "n/a" means data are not available.

MEDICAL LABORATORY TECHNOLOGY (137A-08)



Design/
Permit/ Open
Season
Phases

Phase 1

Total Number of Workers
Number of nonresident Workers
Percent nonresident Workers

Estimated Demand
(2008-2018)

Alaska Employment
Projections
(2008-2018)

Occupation
Characteristics

MEDICAL SCIENCE (096A-15)

MEDICINE (128A-08)

Design/ Permit/ Open Season Phases	Estimated Demand (2008-2018)			Alaska Employment Projections (2008-2018)	Occupation Characteristics
Phase 1	Total Number of Workers	Number of nonresident	Percent nonresident Workers		

METAL FABRICATION (076B-13)



Design/
Permit/ Open
Season
Phases

Phase 1

Estimated Demand
(2008-2018)

Total Number of Workers
Number of nonresident Workers
Percent nonresident Workers

Alaska Employment
Projections
(2008-2018)


Estimated Employment (2008)
Projected Employment (2018)

Occupation
Characteristics

MINING ENGINEERING (021A-01)

Alaska Employment
Projections
(2008-2018)

Occupation
Characteristics



MISCELLANEOUS MECHANICS/CONSTRUCTION/MINING (060B-02)



Design/
Permit/ Open
Season
Phases

Phase 1

Estimated Demand
(2008-2018)

Total Number of Workers
Number of nonresident Workers
Percent nonresident Workers

Alaska Employment
Projections
(2008-2018)

Estimated Employment (2008)
Projected Employment (2018)

Occupation
Characteristics

MISCELLANEOUS MECHANICS/CONSTRUCTION/MINING (060B-02)



Design/
Permit/ Open
Season
Phases

Phase 1


Estimated Demand
(2008-2018)

Total Number of Workers
Number of nonresident Workers
Percent nonresident Workers

Alaska Employment
Projections
(2008-2018)

Estimated Employment (2008)
Projected Employment (2018)

Occupation
Characteristics



MODELING (212B-14)

Statewide Labor Force Indicators													
Design/ Permit/ Open Season Phases	Road and Bridge - Phase 1 through Operations	Preconstruction and Construction Operations	Alaska Worker Data (2009)			Estimated Demand (2008-2018)	ALEXsys Employment Data (2009)	Potential Supply (2008)	Alaska Employment Projections (2008-2018)			Worker Demographics (2009)	Occupation Characteristics
			Total Number of Workers	Number of nonresident Workers	Percent nonresident Workers				Estimated Employment (2008)	Projected Employment (2018)	Growth Rate (Percent)		
Phase 1						Annual Openings due to Growth							

Alexsys means data are suppressed due to confidentiality.

The "a" means data are not available. hhadina indicates a baseline occupation. hource: AKDOL.WD. Research and Analysis Section

MUSIC (005B-03)


Alaska Employment
Projections
(2008-2018)

Occupation
Characteristics

NUCLEAR ENGINEERING (022A-15)

Alaska Employment
Projections
(2008-2018)

Occupation
Characteristics





OCCUPATIONAL THERAPY ASSISTING (145A-08)

Unit Summary									Gasline Phases			Statewide Labor Force Indicators																																						
❖ Very Small ❖ 53.8% ❖ n/a ❖ n/a <table border="1" style="width: 100%; border-collapse: collapse; margin-top: 10px;"> <tr> <td>STOJT</td><td>MTOJT</td><td>LTOJT</td><td>WkExp</td><td>VOC</td><td>AA</td><td>BA</td><td>BA+</td> </tr> <tr> <td style="text-align: center;">1</td><td style="text-align: center;">0</td><td style="text-align: center;">0</td><td style="text-align: center;">0</td><td style="text-align: center;">0</td><td style="text-align: center;">1</td><td style="text-align: center;">0</td><td style="text-align: center;">0</td> </tr> </table>									STOJT	MTOJT	LTOJT	WkExp	VOC	AA	BA	BA+	1	0	0	0	0	1	0	0	Design/ Permit/ Open Season Phases	Road and Bridge - Phase 1 through Operations		Preconstruction and Construction		Operations		Alaska Worker Data (2009)			Estimated Demand (2008-2018) ³			ALEXsys Employment Data (2009)			Potential Supply (2008)			Alaska Employment Projections (2008-2018)			Worker Demographics (2009)		Occupation Characteristics	
									STOJT	MTOJT	LTOJT	WkExp	VOC	AA	BA	BA+																																		
1	0	0	0	0	1	0	0																																											
Phase 1	Phase 2	Phase 3	Total Number of Workers	Number of nonresident Workers	Percent nonresident Workers	Annual Openings due to Growth	Annual Openings due to Replacement	Total Annual Openings	Number of Job Postion Postings	Number of Registrants	Ratio of Registrants to Job Position Postings	Qualified, but working in another occupation	Workers currently employed in less skilled occupations	UI Claimants previously working in occupation	Estimated Employment (2008)	Projected Employment (2018)	Growth Rate (Percent)	Percent Workers Age 45+	Percent Workers Age 50+	Average Hourly Wage (May 2009)	Training																													

OFFICE CLERICAL (207B-04)



Design/
Permit/ Open
Season
Phases

Phase 1

Road and Bridge - Phase 1	
Preconstruction and Construction	Operations
Total Number of Workers	Number of nonresident Workers
	Percent nonresident Workers

Estimated Demand
(2008-2018)

Alaska Employment Projections (2008-2018)		
Estimated Employment (2008)	Projected Employment (2018)	Growth Rate (Percent)

Occupation
Characteristics

OFFICE CLERICAL (207B-04)



Design/
Permit/ Open
Season
Phases

Phase 1

Road and Bridge - Phase 1	Preconstruction and Construction	Total Number of Workers	Number of nonresident Workers	Percent nonresident Workers
	Operations			

Estimated Demand
(2008-2018)


Alaska Employment Projections (2008-2018)		
Estimated Employment (2008)	Projected Employment (2018)	Growth Rate (Percent)

Occupation
Characteristics

OPTICAL DISPENSING (163B-08)

Alaska Employment
Projections
(2008-2018)


Occupation
Characteristics



OPTOMETRY (130A-08)

Alaska Employment
Projections
(2008-2018)

Occupation
Characteristics



ORTHOTICS/PROSTHETICS (087A-08)



Design/
Permit/ Open
Season
Phases

Phase 1

Estimated Demand
(2008-2018)

Percent nonresident Workers
Number of nonresident Workers
Total Number of Workers

Alaska Employment
Projections
(2008-2018)

Estimated Employment (2008)

Occupation
Characteristics

Grow1951 0 0 0 0.93 0.93 0.93 1075 6895 899.996 223.996 re f Q BT /T1_0 8 Tf 0.9995 0157
(q 0.1199951 0 q 0.11998119.11951 0 q 0. f 71190.1199951 0 0 0.1199951 0 0 cm 1075 6894 900.996 0.996 re f Q 157
(q 0.1199951 0 q 0.11998119.11951 0 q 0. f Q 157.1199951 0 0 0.119995.93 rg 1075 6895 899.996 223 0 BT e f Q BT /T1_0 80eG(i)(c)-6(i)rg 1.441 -9.48 Td [(P)1(n)-1
Projected Employment (2018)



PETROLEUM ENGINEERING (023A-15)



Design/
Permit/ Open
Season
Phases

Phase 1

Estimated Demand
(2008-2018)

Total Number of Workers	Number of nonresident Workers	Percent nonresident Workers
-------------------------	-------------------------------	-----------------------------

Alaska Employment
Projections
(2008-2018)

Occupation
Characteristics

PHARMACY (162A-08)

Alaska Employment
Projections

Occupation
Characteristics

PHARMACY SUPPORT (161A-08)



Design/
Permit/ Open
Season
Phases

Phase 1

Estimated Demand
(2008-2018)

Total Number of Workers
Number of nonresident Workers
Percent nonresident Workers

Alaska Employment
Projections
(2008-2018)

Estimated Employment (2008)
Projected Employment (2018)


Occupation
Characteristics



PHYSICAL THERAPY ASSISTING (146A-08)

Alaska Employment
Projections
(2008-2018)

Occupation
Characteristics



PHYSICIAN ASSISTING (127A-08)



Design/
Permit/ Open
Season
Phases

Phase 1

Estimated Demand
(2008-2018)

Total Number of Workers
Number of nonresident Workers
Percent nonresident Workers

Alaska Employment
Projections
(2008-2018)

Estimated Employment (2008)
Projected Employment (2018)
Growth Rate (Percent)

Occupation
Characteristics

PHYSICS/ASTRONOMY (097A-15)



Design/
Permit/ Open
Season
Phases

Phase 1

Operations

Total Number of Workers

Number of nonresident Workers

Percent nonresident Workers

Estimated Demand
(2008-2018)

Alaska Employment
Projections
(2008-2018)

Estimated Employment
(2008)

Projected Employment (2018)


Growth Rate (Percent)

Occupation
Characteristics

PLUMBING (067A-02)

Alaska Employment
Projections
(2008-2018)

Occupation
Characteristics



PODIATRY (131A-08)



Design/ Permit/ Open Season Phases	Road and Bridge - Phase 1 through Operations	Preconstruction and Construction	Operations	Total Number of Workers	Number of nonresident Workers	Percent nonresident Workers	Estimated Demand (2008-2018)	
								Phase 3
								Phase 2
	Phase 1							

Potential Supply (2008)	Alaska Employment Projections (2008-2018)			Worker Demographics (2009)	Occupation Characteristics
	Estimated Employment (2008)	Projected Employment (2018)	Growth Rate (Percent)		

PRINTING (071B-03)

	Design/ Permit/ Open Season Phases			Preconstruction and Construction Road and Bridge - Phase 1 through Operations	Alaska Worker Data (2009)			Estimated Demand (2008-2018)	ALEXsys Employment Data (2009)	Potential Supply (2008)	Alaska Employment Projections (2008-2018)			Worker Demographics (2009)	Occupation Characteristics			
					Total Number of Workers	Number of nonresident Workers	Percent nonresident Workers				Estimated Employment (2008)	Projected Employment (2018)	Growth Rate (Percent)					
																Phase 1	Phase 2	Phase 3

PRINTING PRESS OPERATION (072B-03)

	Design/ Permit/ Open Season Phases			Preconstruction and Construction Road and Bridge - Phase 1 through Operations	Alaska Worker Data (2009)			Estimated Demand (2008-2018)	ALEXsys Employment Data (2009)	Potential Supply (2008)	Alaska Employment Projections (2008-2018)			Worker Demographics (2009)	Occupation Characteristics
	Phase 1	Phase 2	Phase 3		Total Number of Workers	Number of nonresident Workers	Percent nonresident Workers				Estimated Employment (2008)	Projected Employment (2018)	Growth Rate (Percent)		

PSYCHIATRIC ASSISTING (152B-08)

Alaska Employment
Projections

Occupation
Characteristics

PSYCHOLOGY (167A-10)

Statewide Labor Force Indicators													
Design/ Permit/ Open Season Phases	Road and Bridge - Phase 1 through Operations	Preconstruction and Construction Operations	Alaska Worker Data (2009)			Estimated Demand (2008-2018)	ALEXsys Employment Data (2009)	Potential Supply (2008)	Alaska Employment Projections (2008-2018)			Worker Demographics (2009)	Occupation Characteristics
			Total Number of Workers	Number of nonresident Workers	Percent nonresident Workers				Estimated Employment (2008)	Projected Employment (2018)	Growth Rate (Percent)		
Phase 1	Phase 2	Phase 3				Annual Openings due to Growth							

PUBLIC ADMINISTRATION (190B-07)

Alaska Employment
Projections
(2008-2018)

Occupation
Characteristics


Total 018)



QUANTITATIVE BUSINESS ANALYSIS (109B-04)

Alaska Employment
Projections
(2008-2018)


Occupation
Characteristics



REAL ESTATE (213A-14)

Alaska Employment
Projections
(2008-2018)

Occupation
Characteristics



RECREATION & FITNESS (169B-09)



Design/ Permit/ Open Season Phases	Road and Bridge - Phase 1 through Operations	Preconstruction and Construction	Operations	Total Number of Workers	Number of nonresident Workers	Percent nonresident Workers	Estimated Demand (2008-2018)	
								Phase 3
								Phase 2
								Phase 1


Potential Supply (2008)	Alaska Employment Projections (2008-2018)			Worker Demographics (2009)	Occupation Characteristics
	Estimated Employment (2008)	Projected Employment (2018)	Growth Rate (Percent)		

RECREATIONAL THERAPY (151A-08)


RELIGION (171B-10)

Alaska Employment
Projections
(2008-2018)

Occupation
Characteristics



RELIGIOUS EDUCATION (170B-10)



Design/
Permit/ Open
Season
Phases

Phase 1


Road and Bridge - Phase 1
Preconstruction and Construction
Operations
Total Number of Workers
Number of nonresident Workers
Percent nonresident Workers

Estimated Demand
(2008-2018)

Alaska Employment Projections (2008-2018)		
Estimated Employment (2008)	Projected Employment (2018)	Growth Rate (Percent)

Occupation
Characteristics


SALES (214B-14)



Statewide Labor Force Indicators

Design/ Permit/ Open Season Phases	Road and Bridge - Phase 1 through Operations	Preconstruction and Construction	Operations	Alaska Worker Data (2009)			Estimated Demand (2008-2018)	ALEXsys Employment Data (2009)	Potential Supply (2008)	Alaska Employment Projections (2008-2018)			Worker Demographics (2009)	Occupation Characteristics
				Total Number of Workers	Number of nonresident Workers	Percent nonresident Workers				Estimated Employment (2008)	Projected Employment (2018)	Growth Rate (Percent)		
	Phase 1						Annual Openin00(s)-1W020(G5-6(A79 462D1-10(s)h-15()]-9:10.D8 TG-5(03(s)h-w-5(1-10(h2 #)]TJ ET q 0.1199951 0 0 0.1199951 0 0 cm 1025 4970 0.24896 0.996							

SECRETARIAL (201A-04)



Design/
Permit/ Open
Season
Phases

Phase 1

Total Number of Workers
Number of nonresident Workers
Percent nonresident Workers

Estimated Demand
(2008-2018)

Alaska Employment
Projections
(2008-2018)

Occupation
Characteristics

SECURITIES SALES (198B-06)

	Design/ Permit/ Open Season Phases	Road and Bridge - Phase 1 through Operations	Preconstruction and Construction Operations	Statewide Labor Force Indicators																
				Alaska Worker Data (2009)			Estimated Demand (2008-2018)			ALEXsys Employment Data (2009)			Potential Supply (2008)			Alaska Employment Projections (2008-2018)			Worker Demographics (2009)	Occupation Characteristics
				Total Number of Workers	Number of nonresident Workers	Percent nonresident Workers	Annual Openings due to Growth	Annual Openings due to Replacement	Total Annual Openings	Number of Job Postion Postings	Number of Registrants	Ratio of Registrants to Job Position Postings	Qualified, but working in another occupation	Workers currently employed in less skilled occupations	UI Claimants previously working in occupation	Estimated Employment (2008)	Projected Employment (2018)	Growth Rate (Percent)	Percent 6 r. 1199951 0 0 0. 1199951 0 0 cm 1075 6170 0.996 249.996 re f Q qebupation	

SECURITY SERVICES (235B-12)

SMALL ENGINE REPAIR (057B-16)




Design/ Permit/ Open Season Phases	Road and Bridge - Phase 1 through Operations	Preconstruction and Construction	Operations	Total Number of Workers	Number of nonresident Workers	Percent nonresident Workers	Estimated Demand (2008-2018)	
								Phase 3
								Phase 2
	Phase 1							

Potential Supply (2008)	Alaska Employment Projections (2008-2018)			Worker Demographics (2009)	Occupation Characteristics
	Estimated Employment (2008)	Projected Employment (2018)	Growth Rate (Percent)		

**Alaska Employment
Projections
(2008-2018)**


**Occupation
Characteristics**

(8)





SOCIAL WORK (168A-10)



Design/
Permit/ Open
Season
Phases

Phase 1

Road and Bridge - Phase 1		
Preconstruction and Construction		
Operations		
Total Number of Workers	Number of nonresident Workers	Percent nonresident Workers

Estimated Demand
(2008-2018)

Alaska Employment Projections (2008-2018)		
Estimated Employment (2008)	Projected Employment (2018)	Growth Rate (Percent)

Occupation
Characteristics

TEACHING ASSISTING (180B-05)

Unit Summary								Gasline Phases			Statewide Labor Force Indicators																																													
<p>Large</p> <p>6.8%</p> <p>52.6%</p>								Design/ Permit/ Open Season Phases																																																
								Road and Bridge - Phase 1 through Operations																																																
								Preconstruction and Construction			Alaska Worker Data (2009)			Estimated Demand (2008-2018)			ALEXsys Employment Data (2009)			Potential Supply (2008)			Alaska Employment Projections (2008-2018)			Worker Demographics (2009)		Occupation Characteristics																												
								Operations			Total Number of Workers			Number of nonresident Workers			Percent nonresident Workers			Total Annual Openings			Annual Openings due to Replacement			Annual Openings due to Growth			Number of Job Postion Postings			Number of Registrants			Ratio of Registrants to Job Position Postings			Growth Rate (Percent)			Projected Employment (2018)		Estimated Employment (2008)		Percent Workers Age 45+		Percent Workers Age 50+		Average Hourly Wage (May 2009)		Training					
<table border="1" style="display: inline-table; border-collapse: collapse;"> <tr> <td>STOJT</td><td>MTOJT</td><td>LTOJT</td><td>WkExp</td><td>VOC</td><td>AA</td><td>BA</td></tr> </table>								STOJT	MTOJT	LTOJT	WkExp	VOC	AA	BA	Phase 1			Phase 2			Phase 3			Total Annual Openings			Annual Openings due to Replacement			Annual Openings due to Growth			Number of Job Postion Postings			Number of Registrants			Ratio of Registrants to Job Position Postings			Growth Rate (Percent)			Projected Employment (2018)		Estimated Employment (2008)		Percent Workers Age 45+		Percent Workers Age 50+		Average Hourly Wage (May 2009)		Training	
STOJT	MTOJT	LTOJT	WkExp	VOC	AA	BA																																																		

TOOL AND DIE MAKING (075B-13)

TRAVEL SERVICES (224B-09)

Unit Summary								Gasline Phases #			Statewide Labor Force Indicators																											
❖ Large ❖ 7.3% ❖ 40.0% ❖ 24.8%								Design/ Permit/ Open Season Phases			Road and Bridge - Phase 1 through Operations			Preconstruction and Construction			Operations			Alaska Worker Data (2009) ²			Estimated Demand (2008-2018) ³			ALEXsys Employment Data (2009)			Potential Supply (2008)			Alaska Employment Projections (2008-2018) ³			Worker Demographics (2009) ⁹		Occupation Characteristics	
								Total Number of Workers	Number of nonresident Workers	Percent nonresident Worker										Annual Openings due to Growth	Annual Openings due to Replacement	Total Annual Openings	Number of Job Position Postings ⁴	Number of Registrants	Ratio of Registrants to Job Position Postings	Qualified, but working in another occupation	Workers currently employed in less skilled occupations	UI Claimants previously working in occupation	Estimated Employment (2008)	Projected Employment (201	Growth Rate (Percent)	Percent Workers Age 45+	Percent Workers Age 50+	Average Hourly Wage (May 2009) ¹⁰	Training ¹¹			
STOJT	MTOJT	LTOJT	WkExp	VOC	AA	BA	BA+	Phase 1	Phase 2	Phase 3	Total Number of Workers	Number of nonresident Workers	Percent nonresident Worker	Annual Openings due to Growth	Annual Openings due to Replacement	Total Annual Openings	Number of Job Position Postings ⁴	Number of Registrants	Ratio of Registrants to Job Position Postings	Qualified, but working in another occupation	Workers currently employed in less skilled occupations	UI Claimants previously working in occupation	Estimated Employment (2008)	Projected Employment (201	Growth Rate (Percent)	Percent Workers Age 45+	Percent Workers Age 50+	Average Hourly Wage (May 2009) ¹⁰	Training ¹¹									
Reservation and Transportation Ticket Agents and Travel Clerks											920	72	7.8	8	28	36	84	531	6.3	333	169	140	957	1,035	8.2	39.0	23.1	\$15.39	STOJT									
Travel Agents											231	12	5.2	0	5	5	18	332	18.4	61	11	44	217	220	1.4	43.9	31.4	\$16.27	VOC									

TRUCK AND BUS DRIVING (088B-16)

	Design/ Permit/ Open Season Phases	Road and Bridge - Phase 1 through Operations	Preconstruction and Construction	Operations	Statewide Labor Force Indicators																
					Alaska Worker Data (2009)			Estimated Demand (2008-2018)			ALEXsys Employment Data (2009)			Potential Supply (2008)			Alaska Employment Projections (2008-2018)			Worker Demographics (2009)	Occupation Characteristics
					Total Number of Workers	Number of nonresident Workers	Percent nonresident Workers	Annual Openings due to Growth	Annual Openings due to Replacement	Total Annual Openings	Number of Job Postion Postings	Number of Registrants	Ratio of Registrants to Job Position Postings	Qualified, but working in another occupation	Workers currently employed in less skilled occupations	UI Claimants previously working in occupation	Estimated Employment (2008)	Projected Employment (2018)	Growth Rate (Percent)	Percent Workers Age 45+	
					Phase 1	Phase 2	Phase 3														

VETERINARY ASSISTING/TECHNOLOGY (138A-08)

Total Number of Wn

Alaska Employment
Projections
(2008-2018)

Occupation
Characteristics



WELDING/SOLDERING (074A-13)

Unit Summary								Gasline Phases #			Statewide Labor Force Indicators															
<div style="display: flex; justify-content: space-between;"> <div style="width: 40%;"> <p>❖ Large</p> <p>❖ 29.9%</p> <p>❖ 36.8%</p> <p>❖ 25.6%</p> </div> <div style="width: 55%; text-align: right;"> <p>Design/ Permit/ Open Season Phases</p> <p>Road and Bridge - Phase 1 through Operations</p> <p>Preconstruction and Construction Operations</p> </div> </div>								Alaska Worker Data (2009) ²			Estimated Demand (2008-2018) ³			ALEXsys Employment Data (2009)			Potential Supply (2008)			Alaska Employment Projections (2008-2018) ³			Worker Demographics (2009) ⁹		Occupation Characteristics	
								Total Number of Workers	Number of nonresident Workers	Percent nonresident Worker	Annual Openings due to Growth	Annual Openings due to Replacement	Total Annual Openings	Number of Job Position Postings ⁴	Number of Registrants	Ratio of Registrants to Job Position Postings	Qualified, but working in another occupation	Workers currently employed in less skilled occupations	UI Claimants previously working in occupation	Estimated Employment (2008)	Projected Employment (2018)	Growth Rate (Percent)	Percent Workers Age 45+	Percent Workers Age 50+	Average Hourly Wage (May 2009) ¹⁰	Training ¹¹
STOJT	MTOJT	LTOJT	WkExp	VOC	AA	BA	BA+	Phase 1																		
0	1	1	0	0	0	0	0																			
Welders, Cutters, Solderers, and Brazers																										
								✓	✓																	
Welding, Soldering, and Brazing Machine Setters, Operators, and Tenders																										
								✓	✓																	
								932	277	29.7	10	24	34	158	1,197	7.6	235	41	276	768	870	13.3	36.1	25.0	\$29.59	LTOJT
								40	14	35.0	*	*	*	1	137	137.0	10	0	15	*	*	*	55.6	40.7	n/a	MTOJT

NOTES

1. Gasline Phases Gasline construction activities and the demand for workers in various occupations will vary over time, depending on the project's phase. Phases are not always sequential. Upgrades, maintenance, and repair will occur over the entire life of the gasline project. Some Phase 3 activities will overlap with preconstruction and construction activities. For a more complete description of each phase, see the document Project Phases: AGIA Gasline Construction.
2. Number of Workers/Residency Alaska wage records identify workers in private sector, state and local government covered by unemployment insurance within Alaska. Workers are assigned to the occupation in which they earned the most money in 2009, so a person will be counted only once, even if they worked in multiple occupations. The duration of a worker's employment is not a factor in the count of workers – a person is counted as a worker once they earn any wages covered under Alaska's unemployment insurance system. Alaska worker residency is determined by matching the Alaska Department of Revenue Permanent Fund Dividend (PFD) file with the Alaska Department of Labor and Workforce Development wage file. The PFD file is a list of Alaskans who either applied for or received a PFD. Workers included in the wage file are considered Alaska residents if they applied for a 2009 PFD or 2010 PFD. This data is methodologically different than the employment data. For more information on how the worker and the employment data differ, please contact the Research and Analysis Section of the Alaska Department of Labor and Workforce Development at 907.465.4518.
3. Estimated Demand/Employment Projections Ten year occupational employment projections are produced biennially, and provide the data for Estimated Demand and the Alaska Employment Projections. Estimated and projected employment data do not include self-employed workers in that occupation. Growth openings occur when new jobs are created in the economy. Replacement openings occur when workers leave an occupation. Replacement openings can occur for many reasons, including retirement, leaving the state, or changing careers. Total openings are the sum of growth and replacement openings, and may not total due to rounding. Some occupational projections will fall outside of statistical error measurement guidelines or will disclose confidential information about an employer and therefore suppressed. Because of suppressed data, overall totals cannot be calculated. This data is methodologically different than the employment data. For more information on how the worker and the employment data differ, please contact the Research and Analysis Section of the Alaska Department of Labor and Workforce Development at 907.465.4518.
4. Job Postings Total count of available jobs by occupation posted by employers on ALEXsys in 2009. ALEXsys is the State of Alaska's online job seeker/workforce services system.
5. Registrants A count of ALEXsys registrants who reported having worked in an occupation, either through their employment history or resume information. Registrants had to meet the educational requirements or show prior Alaska employment for the same or a related occupation as identified by the Alaska Career Ladder (<http://labor.alaska.gov/research/careerladder/>). Registrants may be included multiple times depending on the number of occupations they report.
6. In Another Occupation Workers were considered qualified for the listed occupation if they had four quarters of prior experience in the years 2007 thru 2009 in that occupation. Workers may be considered qualified for more than one occupation.
7. In Less Skilled Occupation Each worker's primary occupation in 2009 was compared with all occupations in which they had four quarters of prior experience in the years 2007 thru 2009. If the worker had four quarters of experience in an occupation, but was employed in 2009 in an occupation requiring less education, training or experience, then they are counted as potential supply since they are considered "underemployed".
8. UI Claimants Unemployment insurance claimants with an active claim in 2009. Claimants were matched with 2008 UI wage records to determine their primary prior occupation.
9. Age Worker age is determined by matching 2009 workers with historical PFD files. Only those workers with age data are used to determine the percent of workers older than age 45 or 50. Occupations with a significant number of nonresident workers will have less reliable age information since age data are not available for nonresident workers.
10. Average Hourly Wage Average hourly wages data come from the Research and Analysis Section of the Alaska Department of Labor and Workforce Development, through the Occupational Employment Statistics Survey, a cooperative program with the U.S. Bureau of Labor Statistics, and represent statewide average wages for the occupation.
11. Training Levels Training requirements are based on the U. S. Department of Labor's Bureau of Labor Statistics data. The education groups are as follows:
 - STOJT – Short Term On-the-Job Training, typically requiring less than one month of training to attain average job performance.
 - MTOJT – Moderate Term On-the-Job Training, typically requiring between one and 12 months of combined on-the-job experience and informal training.
 - LTOJT – Long Term On-the-Job Training, typically requiring more than 12 months of on-the-job training or combined work experience and formal classroom instruction for workers to develop the necessary skills to attain average job performance.
 - WkExp – Work Experience in a related occupation is generally required to meet these job requirements. Some occupations are supervisory or managerial in nature.
 - VOC – Vocational training at the postsecondary level, with program durations from several weeks to more than a year, is required to attain average job performance.
 - AA – Associate Degree, requiring completion of a degree program of at least two years of full-time equivalent academic work, is required to attain average job performance.
 - BA – Bachelor's degree, requiring completion of a degree program of at least four years but no more than five years of full-time equivalent academic work, is required to attain average job performance.
 - BA+ – Bachelor's degree plus some combination of additional work experience or continued education beyond the bachelor's degree is required to attain average job performance in these occupations.

Units of Analysis Index

\mathcal{P}	$\cdot G$	(05 -1).....	5
\mathcal{P}	$/ U$	(230 -0).....	
\mathcal{P}	$\cdot G$	(0 1 -02).....	
\mathcal{P}	$\cdot G$	(03 -02).....	
\mathcal{P}	$(/)$	(004 -03).....	
		(100 -15).....	0
$\mathcal{P} U$	$/$	(112 -0).....	1
$\mathcal{P} U$	\mathcal{P}	(1 5 -05).....	2
		(0 4 -02).....	3
	$/ G$	$\cdot G$ (01 -15).....	4
	$/$	$\cdot G_3$ (034 -13).....	5
\mathcal{P}	$\mathcal{P} U$	$/ U$	$\mathcal{P} /$ (041 -13).....
\mathcal{P}	$\cdot G$	$\cdot G_3$ (13 -0).....	

Units of Analysis Index

(04 -13).....12

G_3 (13 -0).....130

(203 -04).....131

G_3 (141 -0).....132

(204 -0).....133

(0 -15).....134

G (1 1 -0).....135

(200 -0).....13

(12 -0).....13

(0 -13).....13

(0 -13).....13

G (021 -01).....140

G (1 0 -0).....141

G (0 0 -02).....142

V (0) 1 .. . (1 U)-4.-14. 0)1..132

0. . (1 . 50 5(1)-1 .2)1. 1 (0)/0 3(3)-4421 05()1 -4.2 ()30) . 2 (0)-4.2 ()-1 .3 (0)-4.2 0.... 31 01 U () . 3 4 2(,)-14.1403(,)-2.134(,)-14.1403(,).35 ((1)-4.2

.4.2 (3)-442 433 24(2.03.5(,). 2(050)1 43() . 2)1. 1 (0)13303(,). 244(,)-4.144(,)-14.1003(,)-313()1. 1 5 5 . (3)-1 .2 43(-4.2 () 1 .5 * ()0.52 24()-1.325 P)1. 1 5 () . 2 45() . 4 ()1. 1 5 ()10. 0 (

1 5 () . 244(0)-15.1 53(0) . 3 4 (2)-4.2 43(1)-1 .2 43()1 3 U 131 45(,).35 1403(,)-2. () . 3 4 (0)-4.2 ()-1 .3 244(,)-14.1403(,)-0.5232()1. 1 44(,)-14.11403(,)-2.13 (2)-4.2 ()-14.1)1. 1 5 (003(,)-313 *

V 1 ()-4.2 (1) . 34 2 1 44 03(,). 3.. .- 3)... .35 . P . 1 2(,)-14. 1403(0)- * ()0.52 (3)1 24 (5 -(3

Units of Analysis Index

	G_3 / U^P	$G_3 (125 -0)$1 5
U, U, U, U	G	$G_3 (142 -0)$1
U, U, U, U	$0, 3, G/$	$G, 3 (035 -02)$1
U, U, U, U	G	$G (1 0 -05)$1
U, U, U, U		$(123 -01)$1
U, U, U, U	P, P	$G (0 5 -13)$200
U, U, U, U	$0, 0$	$(224 -0)$201
U, U, U, U	$P, U, P, 0$	$G (0 -1)$202
U, U, U, U		$G (0 0 -13)$203
U, U, U, U	$/, G$	$G (111 -1)$204
U, U, U, U	$3, G/$	$G_3 (13 -0)$205
U, U, U, U	$3, P$	$(132 -0)$20
U, U, U, U	$/$	$(22 -0)$20
U, U, U, U	P	$(0 1 -01)$20
U, U, U, U		$(0 4 -1)$20
U, U, U, U	$P, G/ P$	$G (0 4 -13)$210
U, U, U, U	P	$G (0 2 -13)$211

SOC INDEX

(13-2011).....1

(2 -2011).....

(15-2011).....2

v

SOC INDEX

M	(23-20 1).....55
,	(43-4031).....155
	(2 -1012).....1
	(53- 021).....52
Y	(13-2041).....1

SOC INDEX

			(51-4021).....13
			(51- 0 2).....44
		G	(4 - 0 3).....44
			(45-4021).....1
		G	(2 -10 2).....13
			(25- 021)..... 2
		v	(4 -3041).....
			(45-1012)..... 3
			(11- 011)..... 3
			(11- 012)..... 3
			(45-20 2)..... 3
			(45-20 3)..... 3
			(2 -1022)..... 2
			(4 -4031)..... 3
			(43-40 1).....155
			(2 -4032).....1
			(13-2051).....1
			(11-3031).....1
			(2 -1013).....1
			(33-2011)..... 4
			(33-2021)..... 4
			(4 -1011).....115
			(33-1011).....10
			(45-1011)..... 3
			(33-1021)..... 4
			(35-1012).....
			(53-1021).....115
			(3 -1012)..... 2
			(4 -1011).....115
			(41-1012).....1

SOC INDEX

<p>G (4 -2121)..... 3</p> <p>G , (45-2041).....</p> <p>G P (2 -1024)..... 2</p> <p>G , , & (51-4033).....13</p> <p> (3 -5012).....24</p> <p> (4 -4041).....31</p> <p> (1 -2111)..... 1</p> <p>(21-10 1).....4</p> <p> (51-41 1).....13</p> <p> (4 - 021).....</p> <p> (4 -3011).....120</p> <p> (4 -3012).....34</p> <p> (4 -3013)..... 3</p> <p> (4 -3014).....1 1</p> <p> (4 -3015).....1 1</p> <p> (4 -301)..... 3</p> <p> (4 -4051).....142</p> <p>(1 -30 3).....1 2</p> <p>(4 - 031).....14</p> <p>(31-1011).....</p> <p> (35- 031).....20</p> <p> (43-40 1).....</p> <p> (43-41 1).....155</p> <p>(1 -2043)..... 0</p> <p>(1 -302).....101</p> <p>(1 -2112).....</p> <p> (4 - 041).....100</p> <p>(11-3051).....32</p> <p> (1 -3032).....1</p> <p> (51- 0 1).....1</p> <p>(25- 031).....102</p> <p> (4 -2131)..... 3</p>	<p>(4 -2132)..... 3</p> <p> P (13-1032).....103</p> <p> (43- 041).....103</p> <p>(41-3021).....103</p> <p>U (13-2053).....103</p> <p>P (2 -1025).....104</p> <p> , G (2 -10 3).....13</p> <p>(2 -30 1).....105</p> <p> (43-4111).....155</p> <p>(51- 0 1).....10</p> <p>(51-5021).....1 3</p> <p>(23-1023).....112</p> <p>(1 -1012).....10</p> <p> G (3 -3011)..... 2</p> <p>(51-4034).....13</p> <p>(23-20 2).....112</p> <p>(23-1011).....112</p> <p> (51-41 2).....13</p> <p>(43- 012).....111</p> <p>(11-1031).....1</p> <p>(25-4021).....114</p> <p> (43-4121).....113</p> <p>(25-4031).....113</p> <p> 0 (2 -20 1).....11</p> <p> V (33- 0 2).....1 2</p> <p>(13-20 1).....1</p> <p> (43-4131).....23</p> <p>(13-20 2).....1</p> <p>(4 - 0 4).....14</p> <p>(11- 0 1).....</p> <p>G (45-4023).....1</p> <p>(45-4022).....1</p>
--	--

SOC INDEX

2 2

(51-4041).....13
M M

SOC INDEX

,	,	(31-1012).....	150
Ⓜ		(2 -10 4).....	13
Ⓜ		(2 - 011).....	152
Ⓜ		(2 - 012).....	152
		(31-2012).....	154
		(31-2011).....	154
		(2 -1122).....	153

SOC INDEX

(2 -1024)..... 1



(31-1013).....1 5



(2 -2053).....1 5



(2 -10).....13



(2 -3012).....4

(11-2031).....11

(2 -3031).....11

SOC INDEX

(3 -50 4).....24	(4 -2053)..... 3
(51-3023).....125	(51- 0 2).....44
(11- 151).....32	(4 -2044).....120
(21-10 3).....1 3	(4 -30 3).....21
(1 -3041).....1 2	(23-20 3).....110
(1 -1013).....	(51-4111).....200
(2 -4014).....4	(51-41 4).....13
(2 -112).....1 5	(53- 041).....204
(51- 021).....31	(11-3042).....
(43- 111).....30	(13-10 3).....
(15-2041).....124	(33-3052).....10
(43-50 1).....1	(53- 051).....1
(4 -2022).....120	(11-30 1).....32
(4 -2221)..... 3	(41-3041).....201
(51-2041).....13	(3 -3013)..... 2
(21-1011).....54	(53-3032).....202
(2 -10).....13	(53-3033).....202
(2 -2055).....1	(2 -2023).....1 2
(1 -3022)..... 1	(51- 0 3).....203
(1 -3031).....1	(1 -3051).....204
(1 -1022).....1	(2 -1131).....20
(43-2011).....155	(2 -205).....205
(51- 052).....44	(35-3031).....20
(4 -20 2)..... 3	(4 - 0 4).....10
(13-20 2).....30	(51- 031).....20
(53-3041).....202	(43-5111).....155
(25- 041).....1	(51-4121).....210
(2 -3042).....4	(51-4122).....210
(4 -2022).....45	(13-1022).....1
(4 - 052).....45	(51- 042).....211
(41- 041).....1	(43- 022).....155
(43-30 1).....23	(2 -3043).....4

SOC INDEX

(1 -1023).....2